



# Eco-evo-devo of migration syndromes

Aparajitha Ramesh, Ton Grootuis, Marion Nicolaus, Franjo Weissing

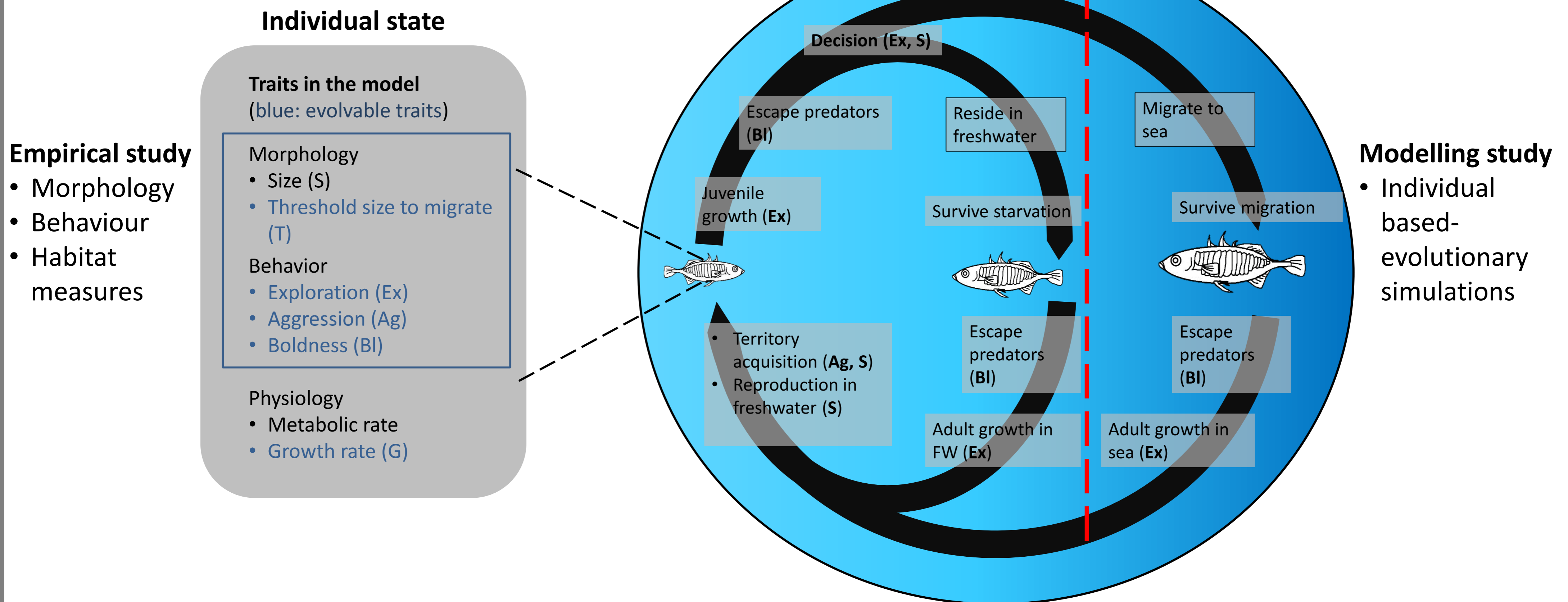


a.ramesh@rug.nl

## Introduction

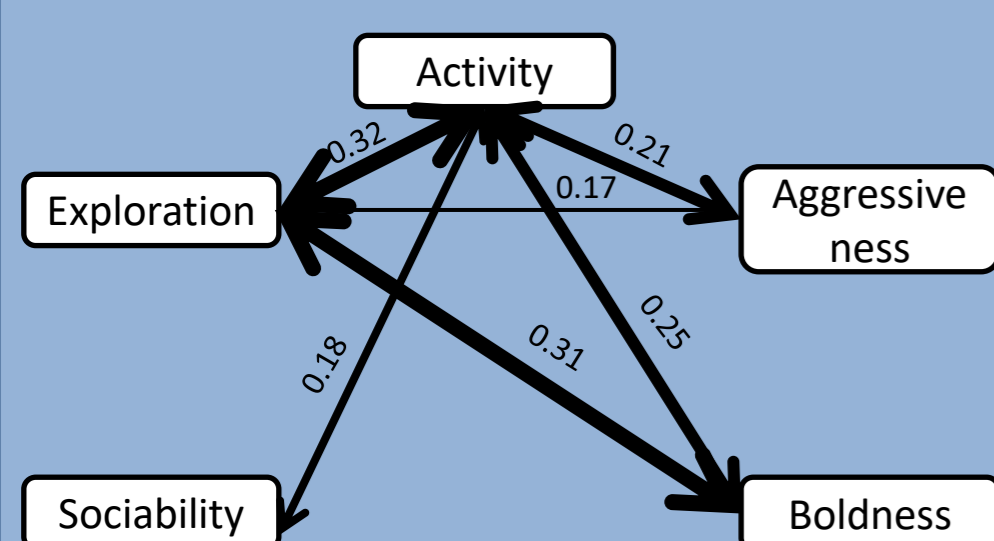
Many species exhibit **partial migration**: only a subset of the population migrates, while the rest stays at home. Understanding partial migration is important, since it effects the population dynamics, niche breadth, gene flow, and reproductive isolation. For this, it is important to realize that migrants are not a random sample of the population but differ systematically from residents in a whole suite of traits. We combine field studies, mesocosm experiments, and individual-based simulations to unravel this '**migration syndrome**' in partially migrating populations of three-spined sticklebacks in the Netherlands.

## Model structure

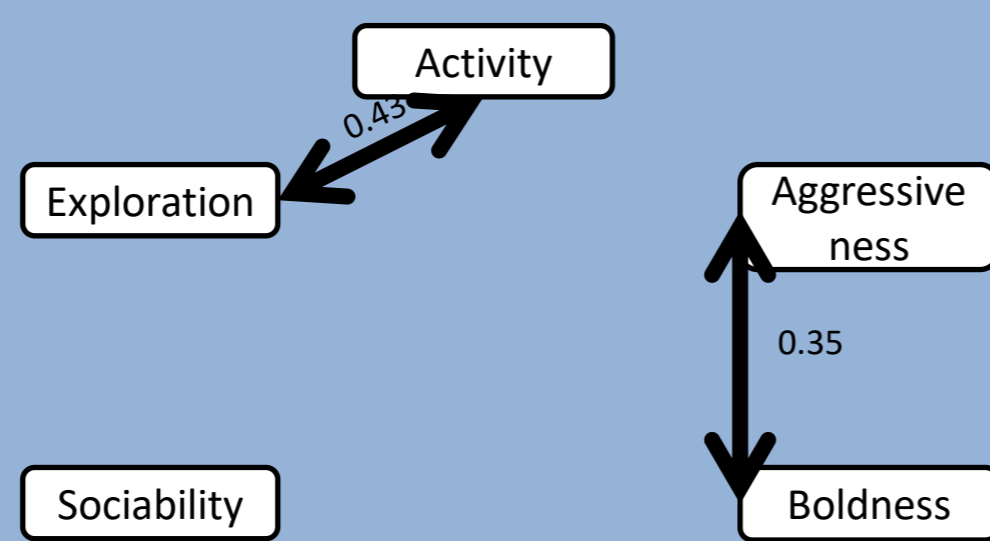


## Empirical results

Migrants (N=189)



Residents (N=76)



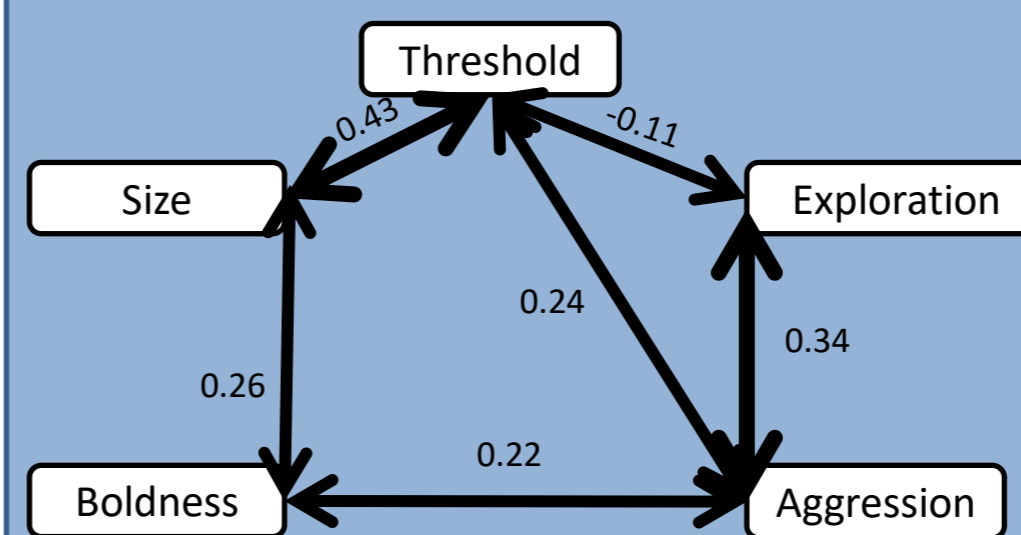
**Size:** Migrants are substantially bigger – similar to previous studies.

**Behaviour:** Migrants exhibit significantly lower scores for all behaviours than residents (except shoaling).

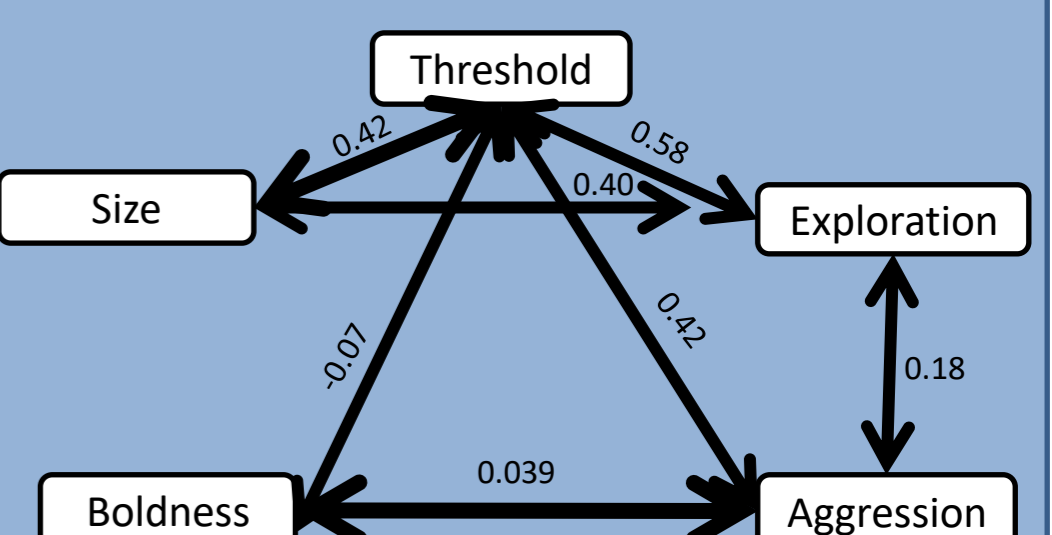
**Degree of behavioural (co-)variation:** As indicated by the graphs, migrants exhibit a very different correlation structure ('syndrome') than land-locked fish. This is in line with other studies.

## Modelling results

Migrants



Residents



**Size:** Migrants evolve to be bigger, with lower threshold.

**Sufficient condition for partial migration:** Density dependent mortality and fluctuation in carrying capacity.

**Evolution of migration syndrome:** Partial migration is only in those cases a stable evolutionary outcome where a clear migration syndrome evolved in parallel. In the absence of a syndrome, the polymorphism of migrants and residents disappears after a few generations.

## Future direction

Deciphering why, how and when decision to migrate is taken: by field observations, controlled experiments (artificial breeding, cross-fostering), and modelling (decision making by evolving artificial neural networks).



Author affiliations:  
Groningen Institute for Evolutionary Life Sciences, University of Groningen, The Netherlands

We thank the water authorities of Groningen, Hunze en Aa's for their help with this project and Louis De Vries and Colleen Illing for their help with data collection.

Picture of stickleback taken from: <http://www.aquariumofpacific.org>



rijksuniversiteit  
groningen